

01 According to the prepared root canal, choose a size of the gutta-percha Fi-G.




02 Choose proper tip for heating and packing instrument, place the tip into the root canal and mark it 3-5mm away from the apical foramen, and use a pen to mark the length. At the same time, choose a plugger of the same size.

03 Dip the sealing material with the gutta-percha Fi-G into the root canal.

04 Put the tip of heating and packing instrument perpendicular to gutta-percha, press heating button for heating and take it out.

05 Put the tip into the root canal, press heating button for heating, and push the tip to collect the gutta-percha until the tip reach a place where 3-5mm away from the apical foramen.

Root Canal Filling Procedures

-  Heating and Packing Instrument
-  Hot Melting and Filling Gun
-  Pluggers



06 Release the heating button to stop heating, but keep pressing the gutta-percha in the root canal with tip for about 10s.




07 Press heating button for about 1s, take out the gutta-percha and plugger.



08 Use plugger to impact the gutta-percha in the root canal.



09 Get the needle of Hot Melting and Filling Gun into the surface of gutta-percha in the root canal and stay there for 3-5 seconds, the gutta-percha.



10 Inject the melted gutta-percha the needle at the same time, do not fully fill the root canal at a single time. It is recommended to fill it in 3 times, or a single injection should be repeated.



11 Use a plugger to impact the melted gutta-percha in the root canal.



12 Repeat Steps 09-11 until the root canal filling is finished.



SOUTH AFRICA
 scivisionmedical.com
 info@scivisionmedical.com
 012 665 2595 / 1803

SciVision

Fi-G **Fi-P**

Fi-G enables the shortest heating and melting time within 15s



Gutta-percha Obturation System

Fi-G

- 0.5mm injection needle
- 15 seconds fast heating
- Dual screen display
- 360 degree rotatable injection needle

Fi-P

- 0.2 second fast heating
- 0.35mm pre-bend tip

Fi-P

0.2 second heating time

High-performance conversion system ensures the efficient cutting



0.35mm pre-bend tip

Thinner tips can penetrate deep into the narrow root canal, providing you a better treatment effect.



High precision temperature control
Constant temperature prevents scalding



4 working temperatures

150°C, 180°C, 200°C, 230°C can match gutta-percha of different brands on the market.



4 hours of endurance

Large capacity battery & special heating system enable 1500 operations with a full charge.



Type	diameter	Taper
WP3504	0.35mm	0.04
WP4004	0.40mm	0.04
WP4504	0.45mm	0.04
WP5004	0.50mm	0.04
WP5506	0.55mm	0.06
WP5508	0.55mm	0.08
WP5510	0.55mm	0.10
WP6012	0.60mm	0.12
WP5508L	0.55mm	0.08

Fi-G: Time for 0°C-230°C (S)

Woodpecker	Korean B brand	Chinese C brand	Chinese D brand
15	24	51	56

Fi-G

Quick heating within **15 seconds** reduces time for waiting and increase

Fi-G enables the shortest heating and melting time within 15s



360 degree rotatable injection needle
Rotating freely to facilitate multi-angle filling



0.5mm injection needle
Easy to reach the apical 3mm of canal brings better filling.



Dual screen display
Unique double displays design enables convenient operations in different angles and teeth positions.



Type	Size	Length
20G 22mm	20G	22mm
20G 24mm	20G	24mm
20G 28mm	20G	28mm
23G 24mm	23G	24mm
23G 28mm	23G	28mm
25G 24mm	25G	24mm